






# Accelerated Reader™

Having problems with working the AR site? Not passing your quizzes?


Remember everyone can be successful!




**Step 1** – select a reading book at your ZPD level (on or within half a level: e.g. if you are 3.0 read between 3 and 3.5)




**Step 2** – log on to WBS AR site. You will find the link on the desk top on every school computer or download the app onto your ipad and put in code WBS-MY11




**Step 7** – When you have passed two quizzes at 80% or more **increase your ZPD level by 0.1-0.5**




**Step 3** – make sure you are typing in the right username and password! **THEY ARE BOTH IN CAPITALS!**  
Username is your **initial and first 4 letters of your surname** – e.g JBLOG  
Password: **ABC**



**Step 6** – press the **take quiz button**  
– Remember you are aiming to achieve 80% or more so take your time!



**Step 4**- Press the **orange square** that says Accelerated Reader if you want to take a quiz.



**Step 5:** type in the **title of the book** you have just read into the box. Then press **search button**

If you are still having trouble – look at the back of your library book to find the quiz number.

### Find a Book

Title, Author, or Quiz Number

